

GE-313 Series Teflon Plastic Paddle Flow Switch

Description of GE-313 Teflon Paddle Flow Switch

This flow switch is produced by teflon plastic material with a long paddle, suitable for all range of pipe size, from DN15 to DN500. All wetted part adopt the composited PTFE Teflon material, this flow switch could work with all kinds of corrosive fluid liquid. International Protection could be IP68 (Optional). CE UL certification is available.

Application of GE-313 PTFE Paddle Flow Switch

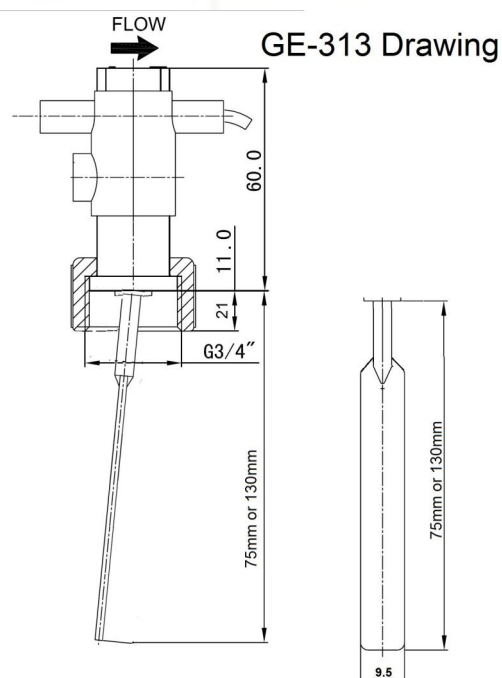
This Teflon Paddle flow switch could used in all kinds of corrosion condition, e.g. Paper mills, chemical plants, sewage treatment plant, washing plant, printing, printing and dyeing, electroplating plants, pharmaceutical plants, SPA Appliance, Sea Water Heating System, Water Purification Equipment, Welding Equipment, Chlorine Liquid, Laser System, Sea Water Pump, Acid Liquid Flow Monitor, Alkali Flow Monitor.

Character of GE-313 PTFE Plastic Flow Switches

- * Teflon Plastic Material
- * High Performance in Chemical and Corrosive Liquid
- * Small Pressure Loss
- * Proven paddle type in compact design
- * Long-term stable switching point
- * re-treatment of paddle by magnetic force
- * no spring fatigue
- * Anti Corrosion environment to control flow, e.g. Swimming Pool Heating Pump, Sea Water Pump, Central Heating Water System

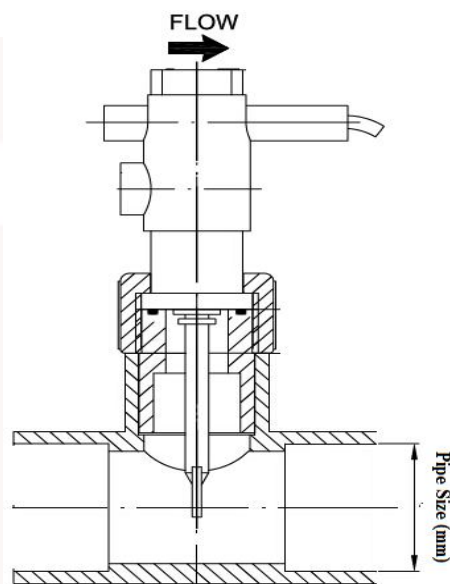
Technology Data of GE-313 Paddle Flow Switches:

- * Protection Grade: IP65 (IP68 optional)
- * Media Temperature: -30~110 C
- * Output: NO or NC, NO is standard
- PNP & NPN switch signal** is available
- * Max Voltage: 350V DC; 300V AC
- * Max Switch Current: 1.0A
- * Max Carry Current: 2.5A
- * Contact Rating: 70VA
- * Max Static Pressure: 1bar or 10 Bar
- * Metering Substances: **Water, Oil, Acid, Alkali Chemical Liquid, Gas**



GE-313AD PVC Pipe Tee Type Flow Switch

GE-313 PTFE paddle flow switch connect with a PVC Tee by thread, we name the model as GE-313AD, it could bear and resist a bigger pressure without leakage, it will have a better performance than the flow switch with glue installation.



Type	Pipe Size	Max Pressure	Flow Setpoint
GE-313AD020	20mm	1bar/10bar	1.0-3.0L/min
GE-313AD025	25mm	1bar/10bar	2.0-5.0L/min
GE-313AD032	32mm	1bar/10bar	3.5-8.0L/min
GE-313AD040	40mm	1bar/10bar	5.8-19.5L/min
GE-313AD050	50mm	1bar/10bar	9.8-27.5L/min
GE-313AD063	63mm	1bar/10bar	14.5-55L/min
GE-313AD075	75mm	1bar/10bar	28.5-72.5L/min
GE-313AD90	90mm	1bar/10bar	45-115L/min

* the temperature is 20C, pipe is full filled water, accuracy 25%

* **other pipe size is available, but need customized**

Customized Products with GE-313 PTFE Paddle Flow Switch



OEM ODM Customized service is available

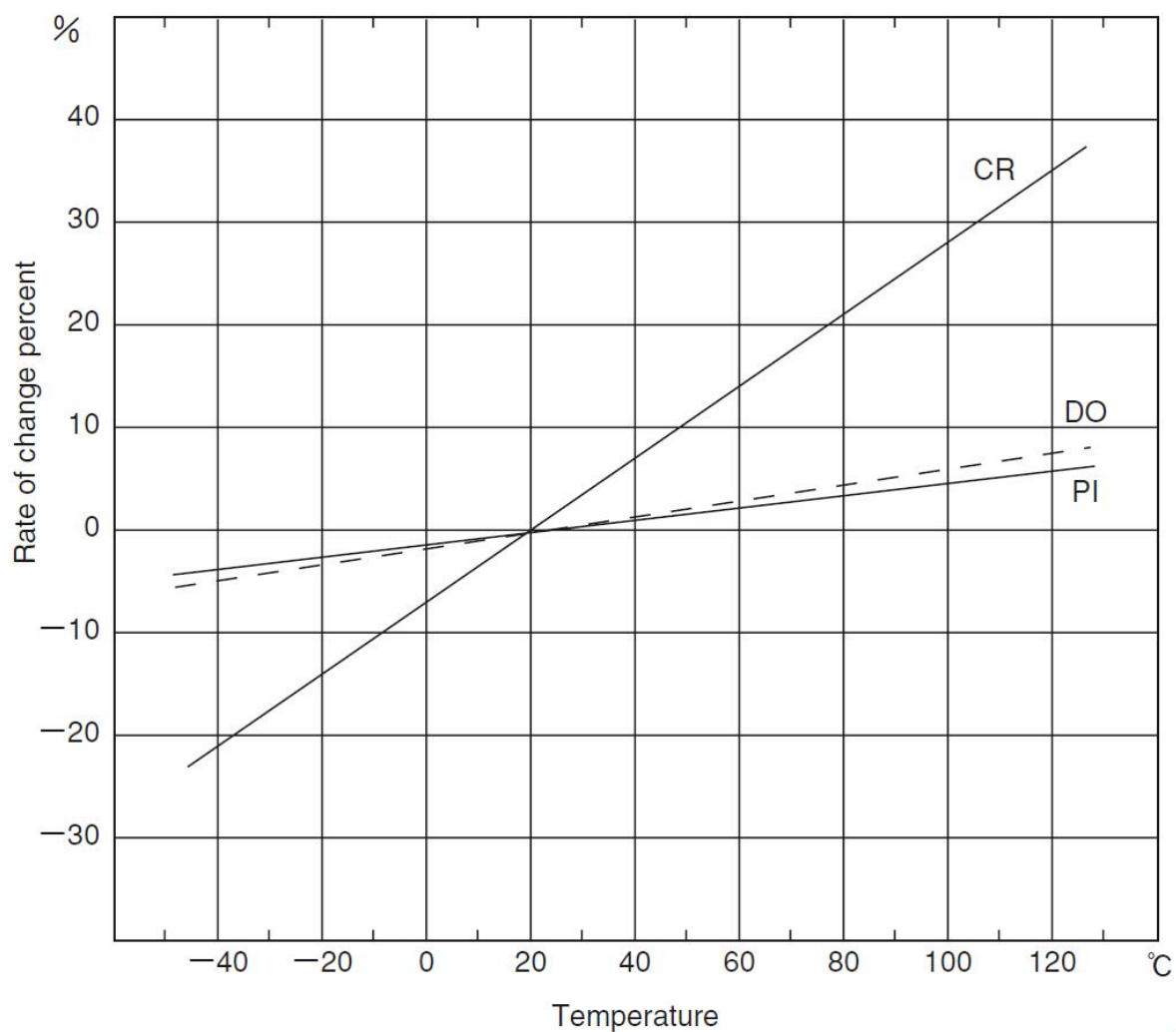
<http://www.ayite.net>

Email: sales@ayite.net

hongkong@ayite.net

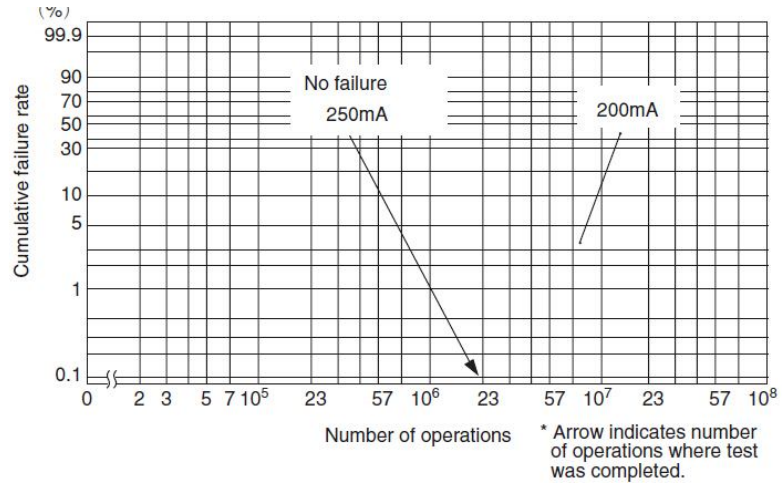
Electrical Characteristics:

Parameter	Rated value	Unit
Pull-in Value (PI)	20~60	AT
Drop-out Value (DO)	6min	AT
Contact resistance (CR)	100	mΩ
Breakdown voltage	600 min (PI \geq 35)	VDC
	500 min (PI 20 to 35)	VDC
Insulation resistance	10 ¹⁰ min	Ω
Electrostatic capacitance	0.5max	pF
Contact rating	50	W
	70	VA
Maximum switching voltage	300AC	V
	350DC	V
Maximum switching current	DC0.7/AC0.5	A
Maximum carry current	2.5	A

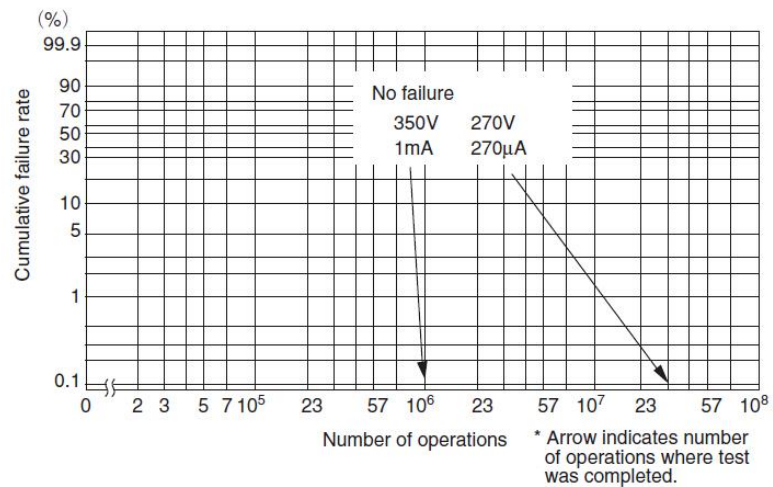
Temperature characteristics:

Life Test of GE-313 PTFE Paddle Flow Switch:

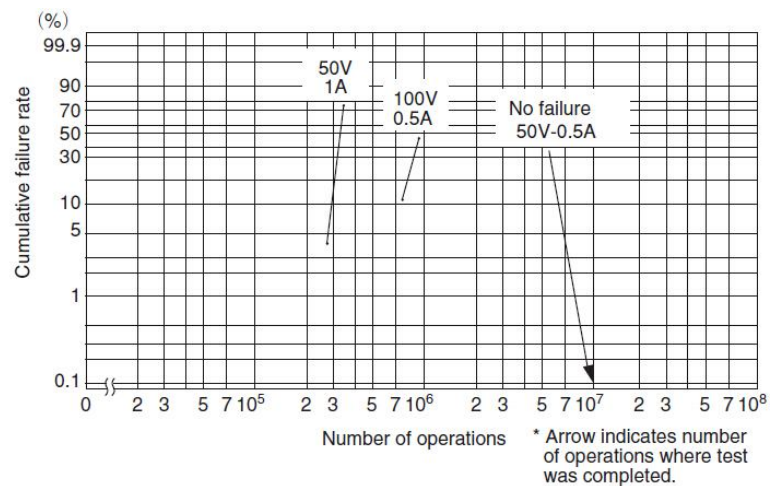
Load conditions
 Voltage: 200VAC
 Current: 200mA , 250mA
 Load: Resistive load



Load conditions
 Voltage: 350VDC, 270VDC
 Current: 1mA, 270μA
 Load: Resistive load



Load conditions
 Voltage: 100VDC, 50VDC
 Current: 0.5A, 1.0A, 0.5A
 Load: Resistive load



A.YITE INSTRUMENT CORP

<http://www.ayite.net>

Email: sales@ayite.net

© Copyright 1997-2015



<http://www.ayite.net>

Email: sales@ayite.net

hongkong@ayite.net